

JAZZ IMPROVISATION



A Pocket Guide

**A concise summary
of the materials &
techniques needed
to play jazz**

by

Dan Haerle

Jamey Aebersold Jazz®



A POCKET GUIDE TO JAZZ IMPROVISATION

by DAN HAERLE

Cover Design and Layout

JASON A. LINDSEY



Published by

JAMEY AEBERSOLD JAZZ®

P.O. Box 1244

New Albany, IN 47151-1244

www.jazzbooks.com

ISBN 978-1-56224-095-0

Copyright © 2003 by Jamey Aebersold Jazz® All Rights Reserved.

Printed in U.S.A. International Copyright secured.

All copyrights used by permission.

No portion of this book may be reproduced in any way without permission from the publisher.

Duplicating copyrighted music is destructive to our industry and is against Federal Law. When you make photocopies or create digital copies of our products, or if you trade, distribute, share or sell illegal copies of our products, you make it harder for publishers like us to introduce new materials. Every time you duplicate a piece of copyrighted material, you deny the composers rightful revenue and discourage them from being creative.



***Please do not photocopy or distribute copies
(digital or otherwise) of our music books or recordings.***

Table of Contents

Introduction.....	3
1. Chords and Symbols.....	7
2. Basic Scale Choices.....	11
3. Choices - Symbols.....	15
4. Choices - Function.....	21
5. The II-V-I Progression.....	29
6. The 12-Bar Blues.....	41
7. Guide Tone Paths.....	49
8. Chord Voicings.....	53
Appendix I - Chords In All Keys.....	61
1. Major Chords.....	62
2. Minor Chords.....	64
3. Dominant Chords.....	66
4. Half-Diminished Chords.....	67
5. Diminished Chords.....	68
6. Suspended Chords.....	68
Appendix II - Scales In All Keys.....	69
1. Major Chords.....	70
2. Minor Chords.....	72
3. Dominant Chords.....	74
4. Half-Diminished Chords.....	76
5. Diminished Chords.....	78
6. Suspended Chords.....	80
7. Suspended Chords.....	82
A. Chromatic.....	82

B. Whole-Tone.....	82
C. Whole-Half Diminished.....	83
D. Half-Whole Diminished.....	83
E. Augmented.....	84
Appendix III - Scale Practice.....	85






ejazzlines.com



Introduction

This book is intended to be put into a pocket, backpack or instrument case and carried around with you for quick reference anytime it is needed. There are many ways to use the book for daily practice and study or as a quick reference. You do not need to go through it in any particular order. Until all of the information you need as a player is learned, it's all readily available in this book. Use the book as a dictionary to look up some scale or chord that you are less familiar with. Use the appendixes for daily practice since it is easy to have the book with you anywhere you may be. Good luck as you strive to be a better player!

- Dan Haerle



1. Chords and Symbols

Chord Symbols - Triads

There are five general types of triads. A key letter by itself indicates a major triad though a suffix may be added. The others require additions to the key letter as follows:

Major	C, CM, CMa, CMaj
Minor	C-, Cm, Cmi, Cmin
Augmented	Caug, C+, C+5
Diminished	Cdim, Co
Suspended	Csus, Csus4


C Maj C min C aug C dim C sus



The image shows five C triads on a treble clef staff. From left to right: 1. C Major: C4, E4, G4. 2. C minor: C4, E-flat4, G4. 3. C augmented: C4, E-sharp4, G4. 4. C diminished: C4, E-flat4, G-flat4. 5. C suspended: C4, E4, G-flat4.

Chord Symbols - 6th Chords

Major 6th	C6, CM6, CMa6, CMaj6
Minor 6th	C-6, Cm6, Cmi6, Cmin6



Chord Symbols - 7th Chords

Major 7th	CΔ, CM7, CMa7, CMaj7
Dominant 7th	C7
Minor 7th	C-7, Cm7, Cmi7, Cmin7
Minor 7th, b5	CØ, Cm7-5, Cm7b5
Diminished 7th	Co7, Cdim7

